

Perpendicular laser cooling with a rotating-wall potential in a Penning trap

Steven B. Torrissi,^{1,2} Joseph W. Britton,^{1,3} Justin G. Bohnet,¹ and John J. Bollinger¹

¹National Institute of Standards and Technology, Boulder, Colorado 80305, USA

²Department of Physics and Astronomy, University of Rochester, Rochester, New York 14627, USA

³U.S. Army Research Laboratory, Adelphi, Maryland 20783, USA

(Received 17 February 2016; published 26 April 2016)

We investigate the impact of a rotating-wall potential on perpendicular laser cooling in a Penning ion trap. By including energy exchange with the rotating wall, we extend previous Doppler laser-cooling theory and show that low perpendicular temperatures are more readily achieved with a rotating wall than without. Detailed numerical studies determine optimal operating parameters for producing low-temperature, stable two-dimensional crystals, important for quantum information processing experiments employing Penning traps.

DOI: [10.1103/PhysRevA.93.043421](https://doi.org/10.1103/PhysRevA.93.043421)

I. INTRODUCTION

Ion crystals confined in Penning traps provide opportunities for interesting studies in atomic physics [1–4], quantum information [5–9], and plasma physics [10–12]. Doppler laser cooling is the principle cooling technique used to generate the crystals. When the thermal energy of the ions is small compared to their Coulomb potential energy, ion crystals naturally form in order to minimize the ion Coulomb potential energy. Stable low-temperature crystals are crucial for some applications. For example, simulations of quantum magnetism require stable single-plane crystals for single-ion detection. Low ion temperatures improve both the crystal stability and the fidelity of the simulations [6,9,13].

Doppler laser cooling in a Penning trap is complicated by the fact that the ion crystals rotate, producing large, coherent Doppler shifts [14–17]. A theoretical treatment of this complication for a many-ion crystal (or a cold non-neutral plasma) and the resulting minimum attainable temperatures was discussed more than two decades ago [15]. Here we update this theory, taking into account an important experimental advance. Specifically, current experiments routinely apply sinusoidal potentials to azimuthally segmented trap electrodes to generate a rotating potential [18–21]. This rotating potential, frequently called a rotating wall, sets the rotation frequency and applies a torque that balances the torque imparted by the perpendicular laser-cooling beam. We update previous theory [15] by accounting for the work done by the rotating wall in applying a torque and investigate in some detail the conditions that minimize the temperature. In addition, we investigate the dependence of the Doppler cooling laser-beam torque on laser parameters and crystal rotation frequency. Conditions for minimal torque minimize shear stress and may help in achieving stable crystals.

We study the single-plane crystal geometry sketched in Fig. 1 that is used in current National Institute of Standards and Technology (NIST) quantum simulation experiments [6,9,13]. In this work, Doppler laser cooling is provided by laser beams directed parallel and perpendicular to the magnetic field, which is oriented in the \hat{z} direction. We neglect any coupling between the in-plane (radial) and out-of-plane (axial) degrees of freedom, which should be weak for this single-plane geometry. We also initially neglect recoil heating of the in-plane degrees of freedom by the parallel laser beam. In

this case the temperature of the in-plane degrees of freedom will be determined by the perpendicular laser and the problem is reduced to the two-dimensional (2D) geometry diagrammed in Fig. 2. After analyzing this problem we add in the effects of scattering recoil from the parallel Doppler cooling laser beam.

A main conclusion of this paper is that low in-plane temperatures are more readily achieved with a rotating wall than without. Itano *et al.* [15] provided a careful theoretical and experimental study of perpendicular laser cooling in a Penning trap without a rotating wall and noted that, for a wide range of operating parameters, the minimum perpendicular temperature was two orders of magnitude larger than the normal single-ion Doppler cooling limit $T_{\text{Doppler}} = \hbar\gamma_0/2k_B$ (≈ 0.44 mK for the $2s\ ^2S_{1/2} \rightarrow 2p\ ^2P_{3/2}$ laser-cooling transition in $^9\text{Be}^+$). These higher temperatures are due to work done by the perpendicular laser in applying a torque that is necessary, in equilibrium, to balance ambient torques due to static field errors and asymmetries.

In general, static field errors due to imperfect trap construction result in a torque that tends to slow the crystal rotation [22]. Without a rotating wall, equilibrium, which is characterized by a constant rotation frequency ω_r and constant crystal radius R_c , occurs when the perpendicular laser beam applies a counterbalancing torque τ_{laser} that has the same sign as the rotation ω_r . In applying this torque the laser beam performs work, increasing the energy of the crystal. For constant ω_r and R_c this energy input must go into increasing the in-plane thermal energy of the ions. Although static field errors generate a torque, they can only convert ion potential energy to ion thermal energy or vice versa [22]. Therefore, in equilibrium static field errors cannot change the ion thermal energy. In contrast, the rotating wall is generated with time-dependent potentials and can perform work, entering into the overall energy balance. In equilibrium the torque due to the rotating wall opposes the laser-beam torque. The rotating wall can therefore provide an energy sink for the work done by the laser-beam torque, resulting in lower in-plane temperatures.

In Sec. II we write down expressions for the perpendicular laser scatter rate and torque and discuss a simple theory for the energy balance between perpendicular Doppler laser cooling and the work done by the rotating wall. We also discuss recoil heating from the parallel laser beam. In Sec. III we present numerical studies that vary the perpendicular cooling laser-beam offset and waist, as well as the rotation rate of the crystal.

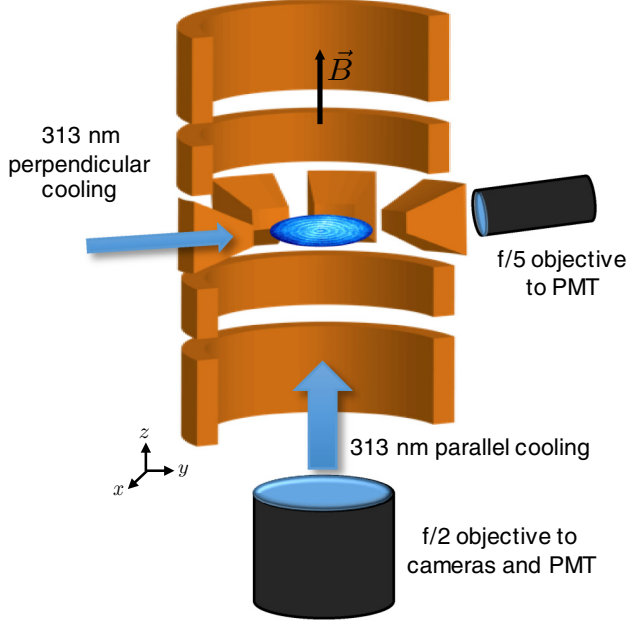


FIG. 1. Cross-sectional sketch of the NIST Penning trap used to generate and control single-plane crystals. Electrostatic potentials applied to cylindrical electrodes generate a confining well in the direction of the trap symmetry (\hat{z}) axis. The trap is immersed in a strong uniform magnetic field ($B \approx 4.5$ T) directed parallel to the \hat{z} axis. Radial confinement is due to the Lorentz force generated by ($\vec{E} \times \vec{B}$)-induced rotation through the magnetic field. The central ring electrode is segmented into eight sections and used to apply a rotating-wall potential. Doppler laser-cooling beams are directed both along the trap axis and perpendicular to the trap axis. Here PMT denotes photomultiplier tube.

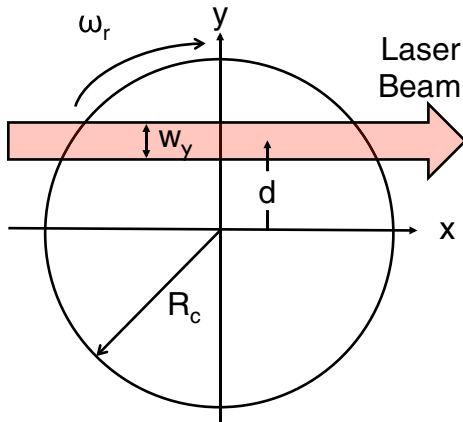


FIG. 2. Two-dimensional geometry for perpendicular laser cooling of a single plane array of radius R_c . The array rotates at the angular frequency ω_r . The cooling laser is directed parallel to \hat{x} with wave vector $\vec{k} = k\hat{x}$. Here d denotes the offset of the perpendicular Doppler cooling laser beam from the center of the array. For $d > 0$ the laser beam is directed to the side of the array that is receding from the laser beam due to the array rotation. A Gaussian beam profile $I(y) = I_0 \exp[-\frac{2(y-d)^2}{w_y^2}]$ with waist w_y is assumed. For the Doppler cooling limit calculation the array is treated as a continuous medium with a 2D density $\sigma(x, y)$ as discussed in the text.

These studies suggest optimal operating parameters that result in low in-plane temperatures and low laser-beam torques. In Sec. IV we summarize and present some concluding remarks.

II. SIMPLE THEORY

In this section we adapt the formalism of Itano *et al.* [15] to the experimental context of a two-dimensional Coulomb crystal and obtain expressions for the photon scatter rate, rate of energy exchange, and torque due to a perpendicular cooling laser. We then add in an energy exchange contribution due to the rotating wall and finally a recoil heating term due to a parallel cooling laser beam. Although the perpendicular cooling laser and rotating wall provide localized heating or cooling, we assume that the in-plane degrees of freedom equilibrate rapidly and can be characterized by thermal equilibrium at a temperature T_{\perp} [23]. We are interested in determining T_{\perp} as a function of the parameters outlined in Fig. 2. We neglect any coupling between the in-plane degrees of freedom and the parallel (to the \hat{z} axis) degrees of freedom, anticipated to be a good approximation for single plane crystals.

A. Scattering rate

The expression for the photon scattering rate γ_L for an ion with mass m , position (x, y) , and velocity (v_x, v_y) in the laser beam of Fig. 2 is [15]

$$\gamma_L(y, v_x) = \frac{I(y)\sigma_0}{\hbar\omega_L} \frac{(\gamma_0/2)^2}{[\gamma(y)/2]^2 + (\Delta\omega - kv_x)^2}, \quad (1)$$

where $I(y)$ is the laser intensity, σ_0 is the scattering cross section on resonance, ω_L is the angular frequency of the laser light, γ_0 is the natural linewidth of the targeted transition, and $\gamma(y)$ is the linewidth adjusted for saturation. In addition, $\Delta\omega = \omega_L - \omega_0 - R/\hbar$ is the detuning of the laser from the atomic transition frequency ω_0 , taking recoil $R = (\hbar k)^2/2m$ into account. Further, k is the wave vector of the laser light, which we approximate as $k = \omega_0/c$, the wave vector on resonance, throughout the paper. We assume that the laser beam has a Gaussian beam profile $I(y) = I_0 \exp[-\frac{2(y-d)^2}{w_y^2}]$ and is directed parallel to \hat{x} , in which case kv_x is the Doppler shift. The saturation adjusted linewidth can be written in terms of the saturation parameter $S(y) = I(y)\sigma_0/\hbar\omega_0\gamma_0$ as $\gamma(y)^2 = \gamma_0^2[1 + 2S(y)]$. With $S_0 \equiv I_0\sigma_0/\hbar\omega_0\gamma_0$ denoting the saturation parameter at maximum laser-beam intensity, Eq. (1) can be rewritten as

$$\gamma_L = \frac{\omega_0}{\omega_L} \frac{\gamma_0 S_0 \exp[-\frac{2(y-d)^2}{w_y^2}]}{1 + 2S_0 \exp[-\frac{2(y-d)^2}{w_y^2}] + (\frac{2}{\gamma_0})^2 (\Delta\omega - kv_x)^2}. \quad (2)$$

In the remainder of the paper we neglect the ω_0/ω_L multiplicative factor as it is very close to unity for the detunings we consider.

For calculating the total torque and energy exchange with the perpendicular laser beam we approximate the ion crystal as a continuous medium with areal density

$$\sigma(x, y) = \Sigma_0 \sqrt{1 - \frac{x^2 + y^2}{R_c^2}}, \quad (3)$$

where Σ_0 is the areal density at the center of the crystal. Equation (3) assumes a quadratic trap potential and is valid for a single-plane non-neutral plasma with sufficiently low temperature that the Debye length is small compared to R_c . It results from the projection of a uniform density spheroid onto $z = 0$ [22,24].

The scattering rate $\mathcal{S}(x, y)$ per unit area is obtained by averaging the product of Eqs. (2) and (3) with a thermal distribution of velocities v_x . Thermal equilibrium is characterized by a Maxwell-Boltzmann velocity distribution superimposed on rigid-body rotation at ω_r [22]. For the \hat{x} component of the velocity, this reduces to

$$P(v_x|y, u) = \exp\left[\frac{-(v_x - \omega_r y)^2}{u^2}\right] / u\sqrt{\pi}, \quad (4)$$

where

$$u \equiv \sqrt{2k_B T_\perp / m}. \quad (5)$$

The expression

$$\mathcal{S}(x, y) = \int_{-\infty}^{\infty} dv_x P(v_x|y, u) \sigma(x, y) \gamma_L(y, v_x) \quad (6)$$

can be integrated over the crystal to obtain the total photon scattering rate by the crystal.

B. Torque and energy transfer

We are particularly interested in expressions for the torque and energy exchange rate produced by the perpendicular laser-cooling beam. The change in an ion's momentum per photon scattering event, averaged over many scattering events, is $\langle \Delta \vec{p} \rangle = \hbar k \hat{x}$. If these scattering events occur at the position (x, y) in the crystal, they impart an average angular momentum per scattering event of $\hbar k y$. This transfer of angular momentum results in a torque τ_{laser} imparted by the laser beam on the crystal given by

$$\tau_{\text{laser}} = \int_{-R}^R dx \int_{-\sqrt{R_c^2 - x^2}}^{\sqrt{R_c^2 - x^2}} dy \hbar k y \mathcal{S}(x, y). \quad (7)$$

Note that we implicitly use the convention that $\omega_r > 0$, in which case $\tau_{\text{laser}} > 0$ when the laser applies a torque that tends

to increase the rotation frequency, obtained for $d \gg 0$ like that shown in Fig. 2.

Let $\langle \Delta E_{K, \perp} \rangle$ denote the average change in the in-plane kinetic energy of an ion for a photon scattering event in the perpendicular laser beam. We determine the rate of energy change of the ion crystal produced by the perpendicular laser by multiplying $\langle \Delta E_{K, \perp} \rangle$ by $P(v_x|y, u)$, $\sigma(x, y)$, and $\gamma_L(y, v_x)$ and integrating over velocities and spatial coordinates. In three dimensions, $\langle \Delta E_K \rangle = \hbar \vec{k} \cdot \vec{v} + 2R$ [15], where the recoil heating term $2R$ has equal contributions from photon absorption and emission. For simplicity we assume an isotropic distribution of the scattered photons, in which case on average $\frac{2}{3}$ of the emitted photon recoil gets shared with the in-plane degrees of freedom and $\frac{1}{3}$ gets shared with the axial (or transverse) degrees of freedom [14]. Because we assume no coupling between the in-plane and transverse degrees of freedom, we have $\langle \Delta E_{K, \perp} \rangle = \hbar k v_x + \frac{5R}{3}$, resulting in a total rate of energy change $\langle \frac{dE}{dt} \rangle_{\text{laser}}$ due to the cooling laser of

$$\begin{aligned} \left\langle \frac{dE}{dt} \right\rangle_{\text{laser}} &= \int_{-R}^R dx \int_{-\sqrt{R_c^2 - x^2}}^{\sqrt{R_c^2 - x^2}} dy \int_{-\infty}^{\infty} dv_x \\ &\quad \times \left(\hbar k v_x + \frac{5R}{3} \right) P(v_x|y, u) \sigma(x, y) \gamma_L(y, v_x). \quad (8) \end{aligned}$$

C. Energy exchange with a rotating wall

The rotating wall performs work in applying a torque that maintains a constant rotation frequency. Experimental observation of stable rotation frequencies implies that the net torque on the crystal must be balanced. We assume that the rotating wall and the laser provide the largest contributions to the torque and neglect other sources of torque, such as gas collisions or static field asymmetries. This assumption is supported for our setup by the observation of very slow evolution (time scale on the order of minutes) of the ion cloud equilibrium in the absence of the perpendicular cooling laser and the rotating wall [25]. Therefore, in equilibrium $\tau_{\text{wall}} = -\tau_{\text{laser}}$ and the work done by the rotating wall is

$$\left\langle \frac{dE}{dt} \right\rangle_{\text{wall}} = -\omega_r \tau_{\text{laser}}, \quad (9)$$

where the torque of the laser is obtained from Eq. (7). Note that for $\tau_{\text{laser}} > 0$ (configuration of Fig. 2) the rotating wall is an energy sink, producing lower T_\perp .

Equations (7)–(9) can be combined to give an expression for the total energy balance due to both the laser and the rotating wall,

$$\begin{aligned} \left\langle \frac{dE}{dt} \right\rangle_{\text{laser-wall}} &= \left\langle \frac{dE}{dt} \right\rangle_{\text{laser}} + \left\langle \frac{dE}{dt} \right\rangle_{\text{wall}} \\ &= \int_{-R_c}^{R_c} dx \int_{-\sqrt{R_c^2 - x^2}}^{\sqrt{R_c^2 - x^2}} dy \int_{-\infty}^{\infty} dv_x \left(\hbar k (v_x - \omega_r y) + \frac{5R}{3} \right) P(v_x|y, u) \sigma(x, y) \gamma_L(y, v_x). \quad (10) \end{aligned}$$

For numerical calculation we make the substitution $v = (v_x - \omega_r y)/u$, which simplifies the Maxwell-Boltzmann distribution and the term for the energy change per scattering event, while adjusting the denominator of $\gamma_L(y, v_x)$. Substituting for $R = (\hbar k)^2 / 2m$,

we obtain

$$\left\langle \frac{dE}{dt} \right\rangle_{\text{laser-wall}} = \int_{-R_c}^{R_c} dx \int_{-\sqrt{R_c^2-x^2}}^{\sqrt{R_c^2-x^2}} dy \int_{-\infty}^{\infty} dv \frac{\exp(-v^2)}{\sqrt{\pi}} \frac{(v + \frac{5\hbar k}{6mu}) \gamma_0 S_0 \Sigma_0 \exp\left[\frac{-2(y-d)^2}{w_y^2}\right] \sqrt{1 - \frac{x^2+y^2}{R_c^2}}}{\left\{1 + 2S_0 \exp\left[\frac{-2(y-d)^2}{w_y^2}\right] + \left(\frac{2}{\gamma_0}\right)^2 [\Delta\omega - k(\omega_r y + vu)]^2\right\}}. \quad (11)$$

The roots of $\left\langle \frac{dE}{dt} \right\rangle_{\text{laser-wall}} = 0$ as a function of u determine the Doppler cooling limit through $T_{\perp} = \frac{u^2 m}{2k_B}$ [Eq. (5)].

D. Recoil heating from a parallel cooling beam

Our primary interest is in the roots of Eq. (11). However, our Penning trap features a parallel cooling laser beam (see Fig. 1) that Doppler cools ion motion parallel to \hat{z} (the magnetic-field direction) but, through photon recoil, heats the in-plane motion. We approximately model this recoil heating to determine under what conditions it can significantly elevate the in-plane temperature.

We account for recoil heating with a parallel cooling laser by adding a constant term $\left\langle \frac{dE}{dt} \right\rangle_{\parallel}$ to the energy balance equation (11). We estimate this term with some simplifying assumptions. First, we assume that the parallel laser-beam waist is large compared to R_c (typical for our setup), so the parallel laser-beam intensity I_{\parallel} and saturation parameter $S_{\parallel} = I_{\parallel} \sigma_0 / \hbar \omega_{\parallel} \gamma_0$ can be treated as constants for all ions in the crystal. We assume that the parallel laser-beam frequency ω_{\parallel} is, in general, different from the perpendicular laser-beam frequency and set ω_{\parallel} half a linewidth below the atomic transition frequency, $\omega_{\parallel} - \omega_0 = -\gamma_0/2$, where the Doppler laser-cooling limit for T_{\parallel} is achieved [12,13,26]. At the Doppler cooling limit the thermal broadening of the natural Lorentzian line profile is small. We therefore neglect Doppler shifts and obtain a parallel laser scatter rate per ion of

$$\gamma_{L,\parallel} = \frac{\gamma_0 S_{\parallel}}{2 + 2S_{\parallel}}. \quad (12)$$

With the assumption of isotropic scattering, on average $\frac{2}{3}$ of the emitted photon recoil gets shared with the in-plane degrees

of freedom. Finally $\gamma_{L,\parallel}$ gets multiplied by the number of ions $N = \Sigma_0 \frac{2}{3} \pi R_c^2$ in the crystal, obtained by integrating Eq. (3). This provides the following estimate for the parallel laser recoil heating rate:

$$\left\langle \frac{dE}{dt} \right\rangle_{\parallel} = \frac{\gamma_0 S_{\parallel}}{1 + S_{\parallel}} \frac{R}{3} \left(\Sigma_0 \frac{2}{3} \pi R_c^2 \right). \quad (13)$$

In our approximate treatment of recoil heating from the parallel cooling beam we have ignored the additional saturation of the cooling transition for ions that are interacting with both laser beams at the same time. Our treatment should be reasonably accurate for low parallel laser intensities.

E. Simplifications for $|d|, w_y \ll R_c$

Equation (11) can be simplified in the limit $|d|, w_y \ll R_c$, conditions typically employed in experiments. This enables a more transparent determination of the dependence of the Doppler cooling limits on combinations of parameters. For $|d|, w_y \ll R_c$, contributions to the integral in Eq. (11) occur predominantly for $|y| \ll R_c$. Over this range we separate the 2D density $\sigma(x, y)$ into a product of terms that separately depend on x and y ,

$$\sqrt{1 - \frac{x^2 + y^2}{R_c^2}} \approx \sqrt{1 - \frac{x^2}{R_c^2}} \sqrt{1 - \frac{y^2}{R_c^2}}. \quad (14)$$

The region where this approximation fails ($|x| \sim R_c$) is small and also characterized by low areal density, therefore it is not significantly contributing to the integral. The $\sqrt{1 - \frac{x^2}{R_c^2}}$ term can be factored outside the y and v integrals, and with the assumption $|d|, w_y \ll R_c$, the limits of the y integral can be extended to $(-\infty, +\infty)$,

$$\begin{aligned} \left\langle \frac{dE}{dt} \right\rangle_{\text{laser-wall}} &\approx \frac{\gamma_0 S_0 \Sigma_0}{\sqrt{\pi}} \int_{-R}^R dx \sqrt{1 - \frac{x^2}{R_c^2}} \int_{-\infty}^{\infty} dy \int_{-\infty}^{\infty} dv \sqrt{1 - \frac{y^2}{R_c^2}} \exp\left[\frac{-2(y-d)^2}{w_y^2}\right] \\ &\times \frac{(v + \frac{5\hbar k}{6mu}) \exp[-v^2]}{\left\{1 + 2S_0 \exp\left[\frac{-2(y-d)^2}{w_y^2}\right] + \left(\frac{2}{\gamma_0}\right)^2 [\Delta\omega - k(\omega_r y + vu)]^2\right\}}. \end{aligned} \quad (15)$$

The expression involving integrals over y and v no longer depends on x . It is clear that roots to Eq. (15) must be roots of this expression. For now we approximate $\sqrt{1 - y^2/R_c^2} \approx 1$ and write the bottom line in terms of dimensionless parameters and variables

$$\int_{-\infty}^{\infty} d\delta \int_{-\infty}^{\infty} dv e^{-2\delta^2} e^{-v^2} \frac{(v + v_{\text{rec}}/u)}{\left[1 + 2S_0 e^{-2\delta^2} + \left(\frac{\Delta\omega - k\omega_r d}{\gamma_0/2} - \frac{k\omega_r w_y}{\gamma_0/2} \delta - \frac{kv_{\text{rec}}}{\gamma_0/2} \frac{u}{v_{\text{rec}}} v\right)^2\right]}. \quad (16)$$

Here $v_{\text{rec}} \equiv 5\hbar k/6m$ is an effective recoil velocity, $\delta \equiv (y-d)/w_y$, and we neglect any multiplicative constants. Roots of Eq. (16) for u/v_{rec} depend on the single-ion

parameters S_0 and $kv_{\text{rec}}/(\gamma_0/2)$ and on two parameters that depend on properties of the crystal and the laser beam. They are the detuning of the laser from the Doppler-shifted atomic

resonance at the center of the laser beam

$$\Delta_d \equiv \frac{\Delta\omega - k\omega_r d}{\gamma_0/2} \quad (17)$$

and the dispersion in the Doppler shift across the laser-beam waist

$$\Delta_w \equiv \frac{k\omega_r w_y}{\gamma_0/2}. \quad (18)$$

Both of these parameters are normalized to the half linewidth $\gamma_0/2$ of the atomic transition. The equilibrium temperatures predicted by Eq. (16) are independent of the crystal radius R_c .

We can include the lowest-order correction to the dependence of the density on y , $\sqrt{1 - y^2/R_c^2} \approx 1 - \frac{1}{2} \frac{y^2}{R_c^2} \approx \exp(-\frac{1}{2} \frac{y^2}{R_c^2})$. This term can be combined with the multiplicative $\exp[-\frac{2(y-d)^2}{w_y^2}]$ term in Eq. (15). After adding the exponents, expanding, and completing the square, we obtain, up to a constant multiplicative factor, another Gaussian beam profile $\exp[-\frac{2(y-d')^2}{w_y'^2}]$ with a rescaled position d' and waist w_y' ,

$$w_y'^2 = \frac{1}{1 + \frac{w_y^2}{4R_c^2}} w_y^2, \quad (19)$$

$$d' = \frac{1}{1 + \frac{w_y^2}{4R_c^2}} d. \quad (20)$$

If the saturation parameter S_0 is sufficiently small so that the $2S_0 \exp[-\frac{2(y-d)^2}{w_y^2}]$ term in the denominator of Eq. (15) can be neglected, then the Doppler laser-cooling limits will depend on the same combination of parameters as Eqs. (17) and (18) but with d and w_y replaced by d' and w_y' .

III. NUMERICAL STUDIES

We use the theory of the previous section to conduct a numerical study of the Doppler laser-cooling limit and laser-beam torque as a function of experimental parameters. We start by determining the Doppler laser-cooling limits through the roots of Eq. (16), valid for $|d|, w_y \ll R_c$. We then present some examples of Doppler laser-cooling limits obtained with the more general Eq. (11) and assess the region of validity of the simplifying $|d|, w_y \ll R_c$ assumption. Calculations of the laser torque from (7) are used to determine conditions that minimize shear stress on the crystal.

A. Doppler cooling limits for $|d|, w_y \ll R_c$

Figure 3 displays the Doppler laser-cooling limits obtained from the values of u/v_{rec} that cause expression (16) to vanish. We use ${}^9\text{Be}^+$ as an example, where, for the $2s\ 2S_{1/2} \rightarrow 2p\ 2P_{3/2}$ laser-cooling transition, $\lambda = 2\pi/k = 313$ nm, $\gamma_0/2\pi = 18$ MHz, and $v_{\text{rec}} = 0.118$ m/s. For a given Δ_w , the equilibrium temperature T_\perp goes through a minimum at a value of Δ_d that is slightly larger than Δ_w . This minimum grows with increasing Δ_w . Low T_\perp within a factor of 2 of the 0.44-mK single-ion Doppler laser-cooling limit is obtained for a range of values for Δ_d and Δ_w satisfying $-5 < \Delta_d < -1$ and $\Delta_w < 5$. For

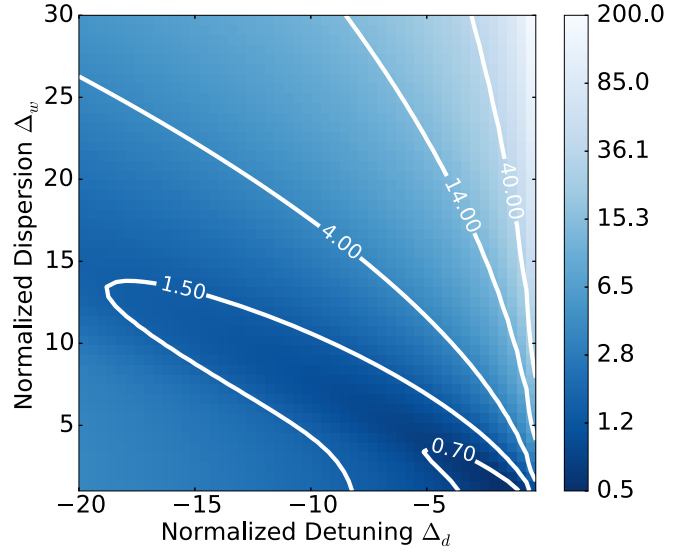


FIG. 3. Equilibrium temperature T_\perp as a function of the normalized detuning Δ_d [Eq. (17)] of the laser from the Doppler-shifted atomic resonance and the normalized dispersion Δ_w [Eq. (18)] in the Doppler shift across the laser-beam waist. The units of the labeled color bar and contours are millikelvin. The calculation uses Eq. (16), valid for $|d|, w_y \ll R_c$, to determine the equilibrium temperature and assumes $S_0 = 0.5$ and parameters for ${}^9\text{Be}^+$. The single-ion Doppler laser-cooling limit for ${}^9\text{Be}^+$ is 0.44 mK.

$\Delta_w \gg \Delta_d$ (upper right hand corner of Fig. 3) large values of T_\perp are obtained, as this condition results in some ions scattering laser light that is blue detuned to the Doppler-shifted atomic transition frequency.

B. General cooling limits and applied laser torque

The roots of Eq. (11) provide Doppler laser-cooling limits that do not require small laser waist w_y and offset d . Figure 4(a) displays contours of the equilibrium planar temperature T_\perp obtained from Eq. (11), as a function of detuning $\Delta\omega$ of the laser beam from the atomic transition frequency and the offset d of the laser beam from the center of the crystal. A rotation rate $\omega_r/2\pi = 45$ kHz, beam waist $w_y = 30$ μm , and crystal radius $R_c = 225$ μm are assumed. For this plot $|d|, w_y \ll R_c$ is well satisfied and we anticipate that the Doppler laser-cooling limit should depend only on the combination $\Delta\omega - k\omega_r d$ [Eq. (17)]. Indeed, linear contour lines are observed, surrounding a low-temperature trough where $T_\perp \sim 0.63$ mK. The observed slope of the contour lines is 1.12 $\mu\text{m}/\text{MHz}$, in good agreement with the predicted slope of $\frac{2\pi}{k\omega_r} (1 + \frac{w_y^2}{4R_c^2}) = 1.11$ $\mu\text{m}/\text{MHz}$. [Here we include the lowest-order correction due to nonuniform density, given by Eq. (20).] The figure documents that, with the rotating wall, low Doppler cooling limits can be obtained over a wide range of laser detunings and offsets.

Figure 4(b) shows the same temperature contour lines superimposed on a calculation of the torque imparted by the perpendicular cooling laser beam. This torque is balanced by a torque of equal magnitude but opposite sign generated by the rotating wall. Because the rotating-wall torque is applied on the boundary of the crystal while the laser torque is imparted

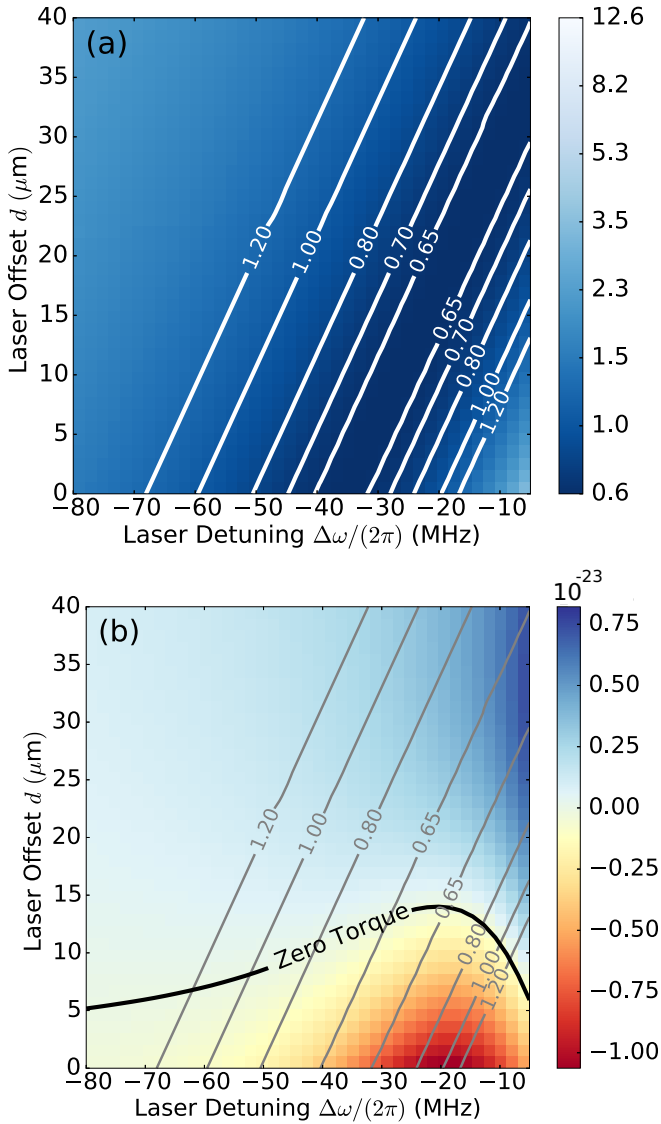


FIG. 4. (a) Contours of equilibrium planar temperature T_{\perp} in millikelvin plotted against laser detuning from the atomic transition frequency and offset d of the laser beam from the center of the crystal. The calculation assumes $\omega_r/2\pi = 45$ kHz, $w_y = 30 \mu\text{m}$, $S_0 = 0.5$, $R_c = 225 \mu\text{m}$, and values of m and $\gamma_0/2$ appropriate for ${}^9\text{Be}^+$ ions. (b) Plot of the equilibrium net torque (in joules) imparted by the laser over the entire crystal. The same temperature contours shown in (a) are included. The torque calculation assumes $\Sigma_0 = 2.77 \times 10^9 \text{ m}^{-2}$.

in the crystal interior, conditions for zero laser torque should minimize shear stress, potentially important for producing stable crystals in which the ions do not move. Points of zero laser torque are indicated by the black curve in Fig. 4(b). Zero torque occurs for offsets $d > 0$. This is because the finite waist w_y of the laser beam means a small part of the beam interacts with ions on the $y < 0$ side of the crystal. Due to rotationally induced Doppler shifts, these ions scatter closer to resonance, leading to a balance with the torque generated by $y > 0$ scattering. For the conditions of Fig. 4(b), the minimum $T_{\perp} \sim 0.63$ mK with zero laser torque is obtained for a laser

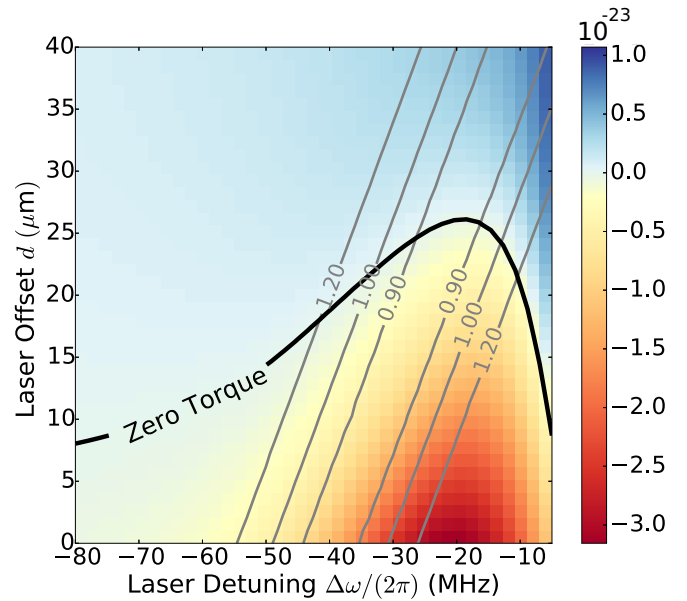
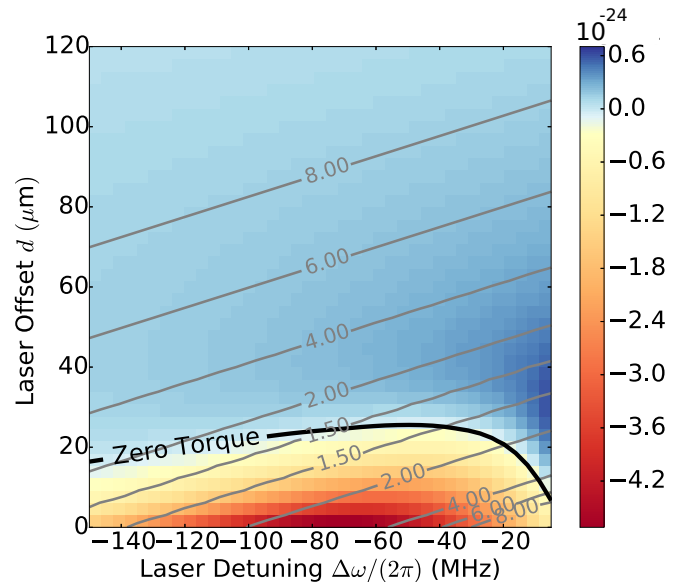


FIG. 5. Contours of planar temperature T_{\perp} (in millikelvin) along with a color plot of the net torque (in joules) imparted by the perpendicular cooling laser. The calculation assumes $\omega_r/2\pi = 45$ kHz, $w_y = 60 \mu\text{m}$, $S_0 = 0.5$, $R_c = 225 \mu\text{m}$, $\Sigma_0 = 2.77 \times 10^9 \text{ m}^{-2}$, and atomic parameters appropriate for ${}^9\text{Be}^+$ ions.

detuning $\Delta\omega/2\pi \simeq 25$ MHz (~ 3 half linewidths $\gamma_0/4\pi$) and an offset $d \simeq 14 \mu\text{m}$ (~ 0.5 laser-beam waist).

Figures 5 and 6 show numerical calculations similar to Fig. 4(b) of the equilibrium temperature contours and the laser torque for a larger beam waist (Fig. 5) and a higher rotation



frequency (Fig. 6). Features similar to Figs. 4(a) and 4(b) are observed. In Fig. 5 the laser-beam waist has been changed from $30 \mu\text{m}$ in Fig. 4 to $60 \mu\text{m}$. The simplified analysis of Eq. (16) predicts temperature contours with the same slope as in Fig. 4. Linear and approximately parallel contour lines surrounding a low-temperature trough where $T_{\perp} \sim 0.86 \text{ mK}$ are observed. The slope of these contour lines is $1.38 \mu\text{m}/\text{MHz}$, which differs from the $1.12\text{-}\mu\text{m}/\text{MHz}$ contour line slope in Fig. 4 and also the predicted slope including the correction for the nonuniform density, $\frac{2\pi}{k\omega_r} (1 + \frac{w_y^2}{4R_c^2}) = 1.13 \mu\text{m}/\text{MHz}$. This indicates that the T_{\perp} obtained with a $60\text{-}\mu\text{m}$ laser-beam waist ($\approx 0.25R_c$) exhibits some deviations from the simplified analysis of Eqs. (16)–(20). The minimum T_{\perp} with zero laser torque is obtained for a laser detuning $\Delta\omega/2\pi \approx -21 \text{ MHz}$ (~ 2 half linewidths $\gamma_0/4\pi$) and an offset $d \approx 26 \mu\text{m}$ (~ 0.5 laser-beam waist).

Recent NIST work uses an axial confinement (along the magnetic field) of $\sim 2 \text{ MHz}$ that results in rotation frequencies $\omega_r/2\pi \approx 200 \text{ kHz}$ [9]. Figure 6 shows the calculated T_{\perp} for $\omega_y = 30 \mu\text{m}$ (same as Fig. 4) but with $\omega_r/2\pi = 200 \text{ kHz}$. The measured slope of the contour lines, $0.25 \mu\text{m}/\text{MHz}$, agrees well with the predictions from the simplified analysis, $\frac{2\pi}{k\omega_r} (1 + \frac{w_y^2}{4R_c^2}) = 0.25 \mu\text{m}/\text{MHz}$. The larger rotation frequency produces a larger dispersion Δ_w in the Doppler shift across the laser-beam waist, resulting in an increase in the minimum temperature of $T_{\perp} \approx 1.45 \text{ mK}$. The detuning that results in both the minimum temperature and the zero laser torque is significantly increased to $\Delta\omega/2\pi \approx -54 \text{ MHz}$ (~ 6 half linewidths). The laser-beam offset for this condition is slightly increased from Fig. 4, $d \approx 26 \mu\text{m}$ (~ 1 laser-beam waist). The greater sensitivity of T_{\perp} to changes in the offset d suggests that beam-pointing stability becomes a greater concern as the rotation frequency ω_r is increased.

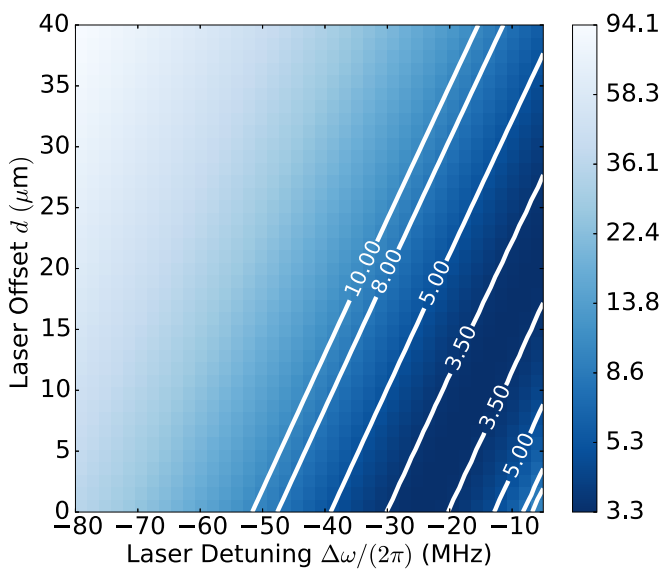


FIG. 7. In-plane equilibrium temperature T_{\perp} (in millikelvin) for parameters identical to those in Fig. 4, except for the addition of a parallel laser-beam recoil heating term with $S_{\parallel} = 0.2$.

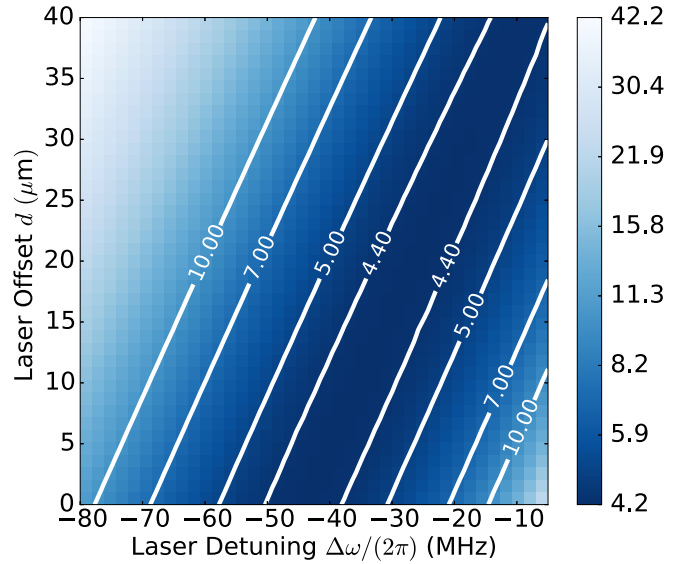


FIG. 8. In-plane equilibrium temperature T_{\perp} (in millikelvin) for parameters identical to those in Fig. 5, except for the addition of a parallel laser-beam recoil heating term with $S_{\parallel} = 0.2$.

C. Recoil heating with the parallel beam

As discussed in Sec. II D, experiments employ laser cooling with beams directed perpendicular and parallel to the magnetic field. Doppler laser cooling of the parallel degrees of freedom is straightforward. In contrast to the perpendicular motion, there is no coherent nonthermal motion and all ions scatter parallel laser light more or less equally. This means that the parallel laser-beam scatter rate can be significantly larger than the perpendicular laser-beam scatter rate. Recoil heating of T_{\perp} due to parallel laser light scattering is therefore a concern.

Figures 7 and 8 document that recoil heating from the parallel laser beam can be significant. These figures show a calculation of T_{\perp} for parameters identical to those used in Figs. 4 and 5, but with recoil heating from a parallel laser beam with a saturation parameter of $S_{\parallel} = 0.2$. The basic features of a low-temperature trough surrounded by approximately linear temperature contours is maintained, but in both figures the minimum perpendicular temperature has increased by a factor of 5.

IV. CONCLUSION

We updated existing theory for the laser cooling of two-dimensional crystals of ions in a Penning trap to include energy exchange with a rotating-wall potential. In contrast to theory and experimental measurements that did not use the rotating wall [15], we found that low in-plane temperatures within a factor of 2 or 3 of the normal single-ion Doppler laser-cooling limit can be obtained over a wide range of laser-beam parameters and ion crystal rotation frequencies.

We also analyzed conditions for minimizing the torque imparted by the perpendicular laser-cooling beam. Low torque minimizes shear stress, which may increase the stability of the ion crystals. We found that zero torque and the lowest T_{\perp} are obtained with relatively large laser detunings $\Delta\omega$ that depend in detail on the ion crystal rotation frequency and laser-beam waist. In general, optimization of the perpendicular

laser-beam cooling requires a different laser frequency and a setup with greater flexibility than the parallel cooling. Finally, the relative strengths of the perpendicular and parallel laser-beam scattering rates must be monitored to limit the impact of recoil heating from the parallel laser beam. This becomes particularly important as the crystal radius R_c is increased, because for uniform parallel beam illumination, the recoil heating grows as R_c^2 .

The theory discussed here neglected any coupling between the in-plane degrees of freedom and the transverse (or parallel to the \hat{z} axis) degrees of freedom. In addition, it assumed that the in-plane degrees of freedom thermalize sufficiently rapidly that they can be described by thermal equilibrium characterized by a single temperature T_{\perp} . It would be useful to test the validity of these assumptions, which could be pursued

through a first-principles simulation of the ion dynamics and the laser-beam scattering. A first-principles simulation could also investigate the level of torque required to produce shear-induced instabilities of the ion positions within the crystal.

ACKNOWLEDGMENTS

We acknowledge useful discussions with D. H. E. Dubin, R. C. Thompson, A. Keith, and D. Meiser. We thank K. Gilmore and R. Fox for their comments on the manuscript. S.B.T. was supported by Summer Undergraduate Research Fellowship funding through NIST. J.G.B. was supported by a NIST NRC postdoctoral fellowship. This manuscript is a contribution of NIST and not subject to U.S. copyright.

-
- [1] J. N. Tan, J. J. Bollinger, B. Jelenković, and D. J. Wineland, *Phys. Rev. Lett.* **75**, 4198 (1995).
 - [2] L. Gruber, J. P. Holder, J. Steiger, B. R. Beck, H. E. DeWitt, J. Glassman, J. W. McDonald, D. A. Church, and D. Schneider, *Phys. Rev. Lett.* **86**, 636 (2001).
 - [3] N. Shiga, W. M. Itano, and J. J. Bollinger, *Phys. Rev. A* **84**, 012510 (2011).
 - [4] Z. Andelkovic, R. Cazan, W. Nortershauser, S. Bharadia, D. M. Segal, R. C. Thompson, R. Jöhren, J. Vollbrecht, V. Hannen, and M. Vogel, *Phys. Rev. A* **87**, 033423 (2013).
 - [5] M. J. Biercuk, H. Uys, A. P. V. Devender, N. Shiga, W. M. Itano, and J. J. Bollinger, *Quantum Inf. Comput.* **9**, 920 (2009).
 - [6] J. W. Britton, B. C. Sawyer, A. C. Keith, C.-C. Joseph Wang, J. K. Freericks, H. Uys, M. J. Biercuk, and J. J. Bollinger, *Nature (London)* **484**, 489 (2012).
 - [7] C.-C. Joseph Wang, A. C. Keith, and J. K. Freericks, *Phys. Rev. A* **87**, 013422 (2013).
 - [8] S. Mavadia, J. F. Goodwin, G. Stutter, S. Bharadia, D. R. Crick, D. M. Segal, and R. C. Thompson, *Nat. Commun.* **4**, 2571 (2013).
 - [9] J. G. Bohnet, B. C. Sawyer, J. W. Britton, M. L. Wall, A. M. Rey, M. Foss-Feig, and J. J. Bollinger, *arXiv:1512.03756*.
 - [10] F. Anderegg, D. H. E. Dubin, T. M. O'Neil, and C. F. Driscoll, *Phys. Rev. Lett.* **102**, 185001 (2009).
 - [11] M. J. Jensen, T. Hasegawa, J. J. Bollinger, and D. H. E. Dubin, *Phys. Rev. Lett.* **94**, 025001 (2005).
 - [12] B. C. Sawyer, J. W. Britton, A. C. Keith, C.-C. Joseph Wang, J. K. Freericks, H. Uys, M. J. Biercuk, and J. J. Bollinger, *Phys. Rev. Lett.* **108**, 213003 (2012).
 - [13] B. C. Sawyer, J. W. Britton, and J. J. Bollinger, *Phys. Rev. A* **89**, 033408 (2014).
 - [14] W. M. Itano and D. J. Wineland, *Phys. Rev. A* **25**, 35 (1982).
 - [15] W. M. Itano, L. R. Brewer, D. J. Larson, and D. J. Wineland, *Phys. Rev. A* **38**, 5698 (1988).
 - [16] R. J. Hendricks, E. Phillips, D. M. Segal, and R. C. Thompson, *J. Phys. B* **41**, 035301 (2008).
 - [17] M. Asprusten, S. Worthington, and R. C. Thompson, *Appl. Phys. B* **114**, 157 (2014).
 - [18] X.-P. Huang, F. Anderegg, E. M. Hollmann, C. F. Driscoll, and T. M. O'Neil, *Phys. Rev. Lett.* **78**, 875 (1997).
 - [19] X.-P. Huang, J. J. Bollinger, T. B. Mitchell, W. M. Itano, and D. H. E. Dubin, *Phys. Plasmas* **5**, 1656 (1998).
 - [20] T. B. Mitchell, J. J. Bollinger, D. H. E. Dubin, X.-P. Huang, W. M. Itano, and R. H. Baughman, *Science* **282**, 1290 (1998).
 - [21] S. Bharadia, M. Vogel, D. M. Segal, and R. C. Thompson, *Appl. Phys. B* **107**, 1105 (2012).
 - [22] D. H. E. Dubin and T. M. O'Neil, *Rev. Mod. Phys.* **71**, 87 (1999).
 - [23] We note that for a quadratic trap potential thermal equilibration of the magnetron and cyclotron center-of-mass modes may not be a reasonable assumption.
 - [24] D. H. E. Dubin, *Phys. Rev. A* **88**, 013403 (2013).
 - [25] M. J. Jensen, T. Hasegawa, and J. J. Bollinger, *Phys. Rev. A* **70**, 033401 (2004).
 - [26] S. Mavadia, G. Stutter, J. F. Goodwin, D. R. Crick, R. C. Thompson, and D. M. Segal, *Phys. Rev. A* **89**, 032502 (2014).